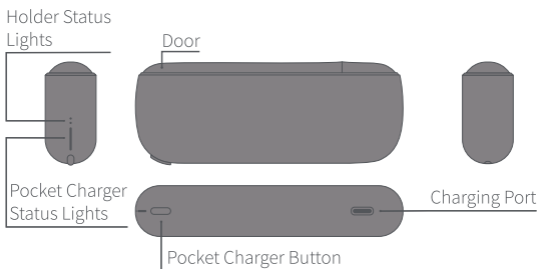


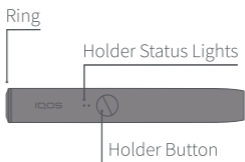
IQOS ILUMA

User Guide

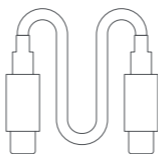
IQOS ILUMA™ POCKET CHARGER



IQOS ILUMA™ HOLDER



IQOS ILUMA™ is compatible only with SMARTCORE STICKS™



Type C Charging Cable*

*For optimal charging performance, only use approved Charging Cable provided by manufacturer and a compatible Power Adaptor (5 V, 2 A, Type C output) in accordance with the Safety Warnings and Instructions.

For the **online version of this user guide, Customer Care and Extended support services for IQOS users**, visit

www.iqos.com

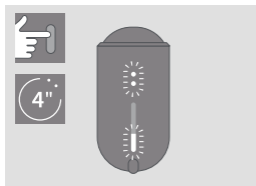
FEATURES AND SETTINGS

Can be turned on or off with the IQOS app*.

Please register by scanning QR code or log in on www.iqos.com/iluma and follow the instructions.

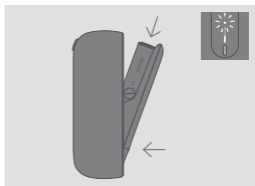
* IQOS app may not be available in your country.

Getting Started



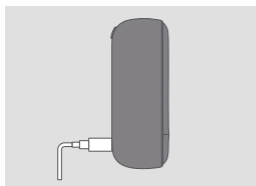
TURN ON

Press and hold the Pocket Charger Button for 4 seconds, then release; the Pocket Charger Status Lights and Holder Status Lights will turn on slowly.



CHARGE HOLDER

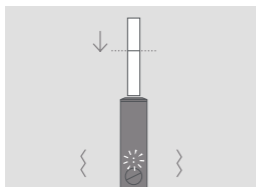
Insert the Holder into the Pocket Charger, to charge. The Holder Status Light will show the Holder battery level.



CHARGE POCKET CHARGER

Before the first use, fully charge your device with a compatible Power Adaptor (5 V, 2 A, Type C output) in accordance with the Safety Warnings and Instructions. (approx. 135 min)

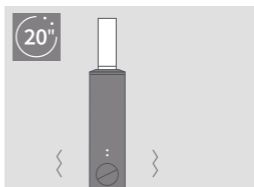
How to use your IQOS ILUMA™



1. INSERT SMARTCORE STICK™

Insert the SMARTCORE STICK™ to the line on the filter until the Holder vibrates and the Light(s) pulse(s).

Heating starts automatically, or by pressing the Button for 1 second.



2. BEGIN USE

Start using once the Holder vibrates and Lights stay fixed.



3. NEARLY COMPLETE

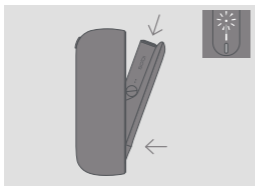
To signal the last 30 seconds or last 2 puffs, the Holder will vibrate with the Light(s) pulsing white.



4. REMOVE SMARTCORE STICK™

Remove used SMARTCORE STICK™ and dispose as per Safety Warnings and Instructions.


How to use your IQOS ILUMA™



5. RECHARGE HOLDER

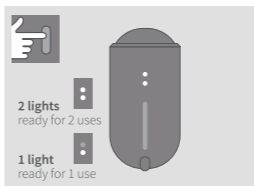
Insert the Holder into the Charger for recharging.

Quick Tips




CHECK HOLDER STATUS

Tilt the Holder towards you or short press the Button, The Holder Lights indicate the Holder battery level.




CHECK HOLDER STATUS ON THE POCKET CHARGER

Short press the Pocket Charger Button. The Holder Status Light will turn on.



LIGHT BLINKS YELLOW

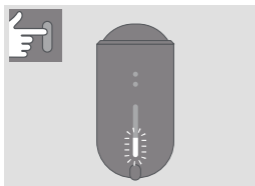
Battery depleted, needs to be charged.



LIGHTS BLINK WHITE TWICE

IQOS ILUMA™ is outside the operating temperature range (0°C~40°C).

Quick Tips



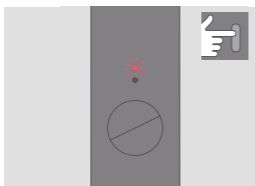
CHECK POCKET CHARGER STATUS

Short press the Pocket Charger Button. The Pocket Charger Status Lights will turn on to indicate battery level.



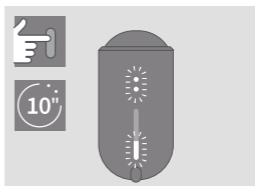
AUTOSTOP

During use, the experience will stop if the SMARTCORE STICK™ is moved, or removed from the Holder.



LIGHT BLINKS RED

Reset Pocket Charger. If red light blinking persists, contact Customer Care.



TO RESET

Place Holder in the Pocket Charger and press the Button for 10 seconds then release. All Status Lights will turn OFF, and turn ON, to confirm a RESET.

IQOS
ILUMA



This is the safety alert symbol. It is used to alert you to potential physical injury hazards.

SAFETY WARNINGS AND INSTRUCTIONS

TO AVOID INJURY, PLEASE READ ALL SAFETY WARNINGS AND INSTRUCTIONS BEFORE USE.

These safety warnings and instructions cannot cover all possible conditions that could occur and users should exercise care and caution.

KEEP THESE SAFETY WARNINGS AND INSTRUCTIONS FOR FUTURE REFERENCE AS THEY CONTAIN IMPORTANT INFORMATION.

These Safety Warnings and Instructions are applicable to IQOS ILUMA™ and IQOS ILUMA PRIME™

Intended Users

- IQOS ILUMA™, IQOS ILUMA PRIME™ and SMARTCORE STICKS™ are for adult use only.
- IQOS ILUMA™, IQOS ILUMA PRIME™ and SMARTCORE STICKS™ are for adults who would otherwise continue to use tobacco or nicotine-containing products.
- Children and adolescents should never use IQOS ILUMA™, IQOS ILUMA PRIME™ or SMARTCORE STICKS™ under any circumstances.
- This product should not be used by persons with reduced physical, sensory or mental capabilities or lack of knowledge unless they have been given supervision or instructions on how to use the product in a safe way and can understand the hazards involved.

Tobacco and Nicotine

- SMARTCORE STICKS™ contain nicotine, which is addictive.
- IQOS ILUMA™, IQOS ILUMA PRIME™ and SMARTCORE STICKS™ are not risk-free. The best way to reduce tobacco-related health risks is to quit tobacco and nicotine use altogether.
- Some users may experience abdominal pain, chest pain, a choking sensation, cough, difficulty breathing, dizziness, dry mouth, dry throat, gingivitis, headache, malaise, nasal stuffiness, nausea, mouth irritation, palpitations, throat irritation, and vomiting.
- Nicotine-containing products should not be used by people who have, or are at risk of, heart diseases, are diabetic, or are epileptic or are experiencing seizures.
- Nicotine-containing products should not be used during pregnancy or while breast-feeding. If you are pregnant, breast-feeding or think you may be pregnant, you should quit tobacco and nicotine use altogether.
- Stopping smoking or switching to IQOS ILUMA™ or IQOS ILUMA PRIME™ and SMARTCORE STICKS™ or other nicotine-containing products may require an adjustment to the dose of certain medicines (e.g. theophylline, clozapine, ropinirole).

- If you have questions about whether you should use IQOS ILUMA™, IQOS ILUMA PRIME™ or SMARTCORE STICKS™ given an existing health condition, you should consult a healthcare professional.

⚠ IMPORTANT SAFETY INFORMATION


⚠ WARNING Choking, Ingestion and Handling Hazard

- Keep IQOS ILUMA™, IQOS ILUMA PRIME™ and SMARTCORE STICKS™ out of the reach of children and pets at all times.
- CHOKING HAZARD — SMARTCORE STICKS™ contain small metal parts with sharp edges.
- INGESTION HAZARD
 - If swallowed, SMARTCORE STICKS™ can cause serious injury to internal organs due to small metal parts with sharp edges.
 - If swallowed, SMARTCORE STICKS™ can pose a risk of nicotine intoxication.
 - If SMARTCORE STICKS™ are swallowed, seek medical attention immediately.
- HANDLING HAZARD — Do not take apart SMARTCORE STICKS™ as they contain small metal parts with sharp edges. Always dispose of SMARTCORE STICKS™ immediately after use according to local waste disposal regulations.

⚠ WARNING Electronic and Battery Hazards

Electrical Risks

Failure to follow these Safety Warnings and Instructions could result in fire, explosion, electric shock, injury, or damage to the product or other property:

- Only Intended Users should use IQOS ILUMA™ and IQOS ILUMA PRIME™.
- Do not use IQOS ILUMA™ or IQOS ILUMA PRIME™ where the use of electronic devices is prohibited.
- Do not charge or use IQOS ILUMA™, IQOS ILUMA PRIME™ or accessories if damaged, tampered with or broken.
- Do not use IQOS ILUMA™ or IQOS ILUMA PRIME™ if the battery appears to be leaking.
- Only charge IQOS ILUMA™ and IQOS ILUMA PRIME™ indoors, as indicated by this symbol , using a manufacturer-approved Charging Cable (supplied in the box) and certified Power Adaptor (either supplied in the box or from a reputable source), for charging purposes. Do not

use accessories not approved by the manufacturer. Refer to the 'Technical Data' section and www.iqos.com for details applicable to the mobility kit you purchased.

- This product must only be charged using Safety Extra Low Voltage with a 5 V;2 A output. Refer to the Technical Data section of this User Guide for details.
- Do not use, charge, or store IQOS ILUMA™ or IQOS ILUMA PRIME™ in places with high temperatures (such as inside a car in summer, or near heat sources such as radiators or fires).
- Do not use IQOS ILUMA™ or IQOS ILUMA PRIME™ where flammable materials, liquids and gases are present.
- IQOS ILUMA™, IQOS ILUMA PRIME™, Power Adaptor and Charging Cable should not be exposed to any liquid. Do not touch them if they become wet or have been immersed in any liquid.
- Do not clean the device with any cleaning agent.
- Clean the USB charging port of the IQOS ILUMA™ and IQOS ILUMA PRIME™ periodically to avoid an accumulation of foreign material (such as dust particles), and inspect USB port for foreign material before using USB connector.
- Handle with care. Do not drop IQOS ILUMA™ or IQOS ILUMA PRIME™ or subject them to a strong shock.
- This product contains no user-serviceable parts. Do not attempt to open, modify, service, disassemble or repair any component of IQOS ILUMA™ or IQOS ILUMA PRIME™ or to replace any of the components or batteries.

- IQOS ILUMA™ and IQOS ILUMA PRIME™ Pocket Charger and Holder are not compatible with previous IQOS generations. Do not attempt to charge IQOS ILUMA™ or IQOS ILUMA PRIME™ Holder in any previous IQOS generation Pocket Charger. Do not attempt to charge any previous IQOS generation Holder in IQOS ILUMA™ or IQOS ILUMA PRIME™ Pocket Charger.
- Do not use this product if it has been exposed to excessive cold, heat or moisture.
- Do not touch IQOS ILUMA™ or IQOS ILUMA PRIME™ and/or their accessories if they overheat, spark, fume, ignite, or burn. If applicable and possible, use caution to shut off or disconnect power supply.
- Do not attempt to insert any object into the heating chamber other than SMARTCORE STICKS™ or ILUMA™ Stick Remover (when necessary). Ensure the Holder is powered off before attempting to remove SMARTCORE STICKS™ with ILUMA™ Stick Remover.
- Do not insert metal pieces into the holder while in use.
- Device can only be operated at $>0^{\circ}\text{C}/<40^{\circ}\text{C}$.
- SMARTCORE STICKS™ are single use only and should never be re-used, lit with a match, lighter or any other flame source.

Battery Risks

IQOS ILUMA™ and IQOS ILUMA PRIME™ are powered with sealed Lithium-ion (Li-ion) batteries. Under normal conditions of use, the battery is sealed. If you notice that battery fluid leaks, follow these precautions:

- If fluid from a leaking battery is swallowed, seek medical attention immediately. Do not induce vomiting or ingest food or drink.
- If vapour from a leaking battery is inhaled, get fresh air and seek medical attention.

- If fluid from a battery is in contact with skin, wash the affected area, including hands and do not touch eyes.
- If fluid from a leaking battery is in contact with eyes, immediately flush with clean running water for at least 15 minutes and seek medical attention.

▲ CAUTION Thermal Burn Risks

Failure to follow these Safety Warnings and Instructions could result in thermal burns:

- Store IQOS ILUMA™ or IQOS ILUMA PRIME™ and SMARTCORE STICKS™ in a clean, dry, and cool place.
- Do not expose IQOS ILUMA™ or IQOS ILUMA PRIME™ and SMARTCORE STICKS™ to high humidity conditions or direct sunlight.
- Do not use SMARTCORE STICKS™ that have been exposed to excessive heat or moisture.
- Do not remove SMARTCORE STICK™ while in use.

▲ CAUTION Allergic Reaction Risks

- Using IQOS ILUMA™ or IQOS ILUMA PRIME™ and SMARTCORE STICKS™ could cause an allergic reaction, such as swelling of the face, lips, tongue, gums, throat, or body, difficulty breathing, or wheezing.
- Stop using IQOS ILUMA™ or IQOS ILUMA PRIME™ and SMARTCORE STICKS™ and seek medical attention immediately if you experience any of the symptoms above as they may indicate a serious allergic reaction.
- Certain SMARTCORE STICKS™ contain botanical ingredients that may cause allergic reactions in some users (see information on pack). Do not share IQOS ILUMA™ and IQOS ILUMA PRIME™ devices with other users to minimise the risk of cross-contamination that could lead to an allergic reaction.

Use of SMARTCORE STICKS™

- Only use IQOS ILUMA™ and IQOS ILUMA PRIME™ with SMARTCORE STICKS™ specifically designed for IQOS ILUMA™ and IQOS ILUMA PRIME™ devices.
- Never use IQOS ILUMA™ or IQOS ILUMA PRIME™ with a cigarette or similar products.
- Do not use SMARTCORE STICKS™ with previous IQOS device generations.
- Do not modify SMARTCORE STICKS™ in any way or add any substance to SMARTCORE STICKS™. Doing so may cause injury.

Storage

- Device must be stored in a clean, dry, and cool place. Do not store in temperatures above 60°C.
- Store in a place inaccessible to children.

Reporting of adverse events or incidents

- If you experience any unwanted health effect when using IQOS ILUMA™, IQOS ILUMA PRIME™ and/or SMARTCORE STICKS™, consult a health care professional.
- You can report any adverse event or incident directly by contacting your local Customer Care (details can be found in the Customer Care & Warranty booklet). By reporting side effects, you can help provide more information on the safety of this product.
- For more information please go to www.iqos.com

TECHNICAL DATA

Holder:

IQOS ILUMA™ and IQOS ILUMA PRIME™
Model C1402

Battery type: Li-ion
rechargeable battery

Input: 5 V  1.6 A

Pocket Charger:

IQOS ILUMA PRIME™
Model C1502

Battery type: Li-ion
rechargeable battery

Input: 5 V  2 A
Bluetooth® 5.0

Pocket Charger:

IQOS ILUMA™
Model M0001

Battery type: Li-ion
rechargeable battery

Input: 5 V  2 A
Bluetooth® 5.0

Not all devices listed in these Safety Warnings and Instructions may be included in this mobility kit.

Compatible Power Adaptor Information:

Model: S52A21, S21A20, S21A22, S21A23, S21A25, S21A27, S82A40, S82A41, S82A42, S82A43, S82A45, S82A46

Input: 100 V-240 V~50-60 Hz 0.3 A

Output: 5 V  2 A

Output power: 10.0 W

Average active efficiency: 79.0%


No load power consumption: <0.09 W

Use with Charging Cable

INFORMATION FOR DISPOSING OF IQOS ILUMA™ AND IQOS ILUMA PRIME™

Valid across European Union, EEA and UK



This symbol on the product or on its packaging indicates that this product and its individual parts (including batteries) must not be disposed of with your other household waste. Instead, it is your responsibility to dispose of your waste  equipment by taking it to a designated collection point for the recycling of waste electrical and electronic equipment. In addition, waste batteries can be returned free of charge at the point of sale. The separate collection and recycling of your waste equipment (including batteries) at the time of disposal will help to conserve natural resources and ensure that it is recycled in a manner that protects human health and the environment. Disposing of waste equipment as unsorted municipal waste (e.g. by waste incineration or landfill) can have negative effects on the environment and human health. For more information about where you can drop off your waste equipment for recycling, please contact your local city office, your local household waste disposal service or the shop where you purchased the product. The local importer of the product will provide for the financing of the treatment and recycling of waste equipment returned through these designated collection points in accordance with local requirements.

BATTERY REMOVAL INSTRUCTIONS (FOR DISPOSAL AND RECYCLING)

Batteries must not be removed by the consumer. At end of product life, only an authorised recycler may safely remove batteries by following the steps below.

IQOS ILUMA PRIME™ Pocket Charger (Model C1502):

- Step 1: The device should be fully discharged before disassembling it.
- Step 2: Remove/peel off the rubber pad from the Pocket Charger Wrap Cover.
- Step 3: Remove the 2 screws.
- Step 4: Remove the Wrap Cover by sliding and wiggling vertically slowly away from Metal Housing, then remove the 2 screws of the frame.
- Step 5: Detach all Flexible Printed Circuits and connector to remove the charger Printed Circuit Board.
- Step 6: Remove the battery by tilting it up and dispose of it according to local regulations.

IQOS ILUMA™ Pocket Charger (Model M0001):

- Step 1: The device should be fully discharged before disassembling it.
- Step 2: Remove the Door Cover with fingers.
- Step 3: Open the door and unscrew the bottom and top screws.
- Step 4: Remove the Charger Housing.
- Step 5: Unscrew the electronic circuit board (1 screw only).
- Step 6: Unplug the battery connector on the circuit board. Do not cut battery wires.
- Step 7: Remove the battery by tilting it up and dispose of it according to local regulations.

IQOS ILUMA™ and IQOS ILUMA PRIME™ Holder (Model C1402):

- Step 1: The device should be fully discharged before disassembling it.
- Step 2: Open the Ring.
- Step 3: Open the retainer cap, slide the assembly out from housing.
- Step 4: De-solder the battery tab and lift it up.
- Step 5: Remove the battery and dispose of it according to local regulations.

Confirmation of Compliance

Philip Morris Products S.A. hereby declares that IQOS ILUMA™ and IQOS ILUMA PRIME™ are in compliance with the essential requirements and other relevant provisions of Directive 2014/53/EU. The official Declaration of Conformity may be found at: www.pmi.com/declarationofconformity

IQOS ILUMA™ and IQOS ILUMA PRIME™ operate within 2.402 – 2.480 GHz frequency band with a maximum RF output power below 10.0 dBm.

This device complies with the RF exposure limits and has been evaluated in compliance with portable exposure condition according to the EN 62311:2008.

Designed and manufactured under the authority of Philip Morris Products S.A., Quai Jeanrenaud 3, 2000 Neuchâtel, Switzerland.



The Bluetooth® word mark and logos are registered trademarks owned by the Bluetooth SIG, Inc. and any use of such marks by Philip Morris Products S.A. and its affiliates is under license. Other trademarks and trade names are those of their respective owners.

Further information regarding the firmware license for IQOS ILUMA™ and IQOS ILUMA PRIME™ is available at www.iqos.com.